

Report No.: 32.05522 Tracklight

Test Time: 2023-07-13 15:14

Luminaire Property

Luminaire Category: Bridgelux V6HD 3000K CRI90

Voltage: 209.2 V

Current: 0.119 A

Power: 14.40 W

Power Factor: 0.576

Photometric Results

CIE Class: Direct

Measurement Flux: 1134.5 lm

Downward Ratio: 100%

Horizontal Diffuse Angle(50%): H31.2

Vertical Diffuse Angle(50%): V31.2

Luminaire Efficacy Rating (LER): 79

Max. Intensity: 3584.07 cd

Total Rated Lamp Lumens: 1134.5 lm

Efficiency: 100%

Upward Ratio: 0%

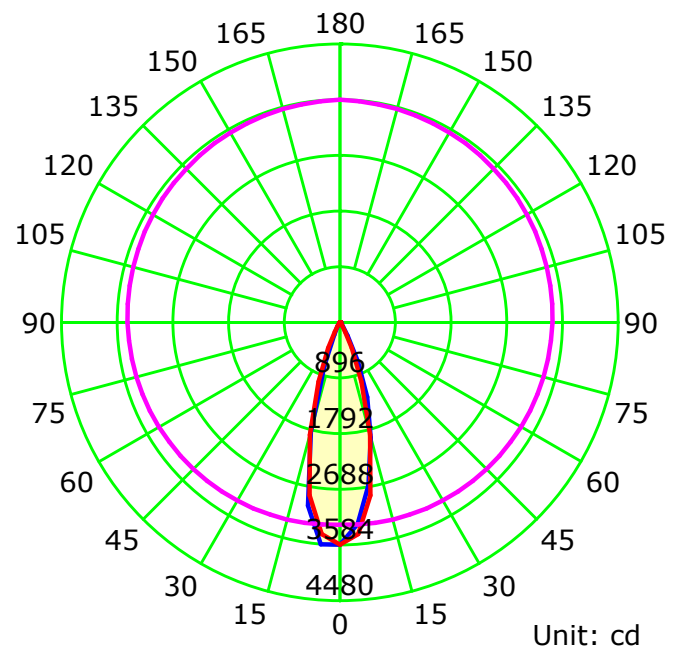
Central Intensity: 3577.99 cd

Pos of Max. Intensity: H180 V5

Picture Of Luminaire



Luminous Intensity Distribution Curve



— C0-C180 — C90-C270 — G5

C Plane (°):0.0-180.0: 180.0

Test Lab:

Test Type: TYPE C

Temperature:

Operator:

Gamma Plane (°):0.0-90.0:5.0

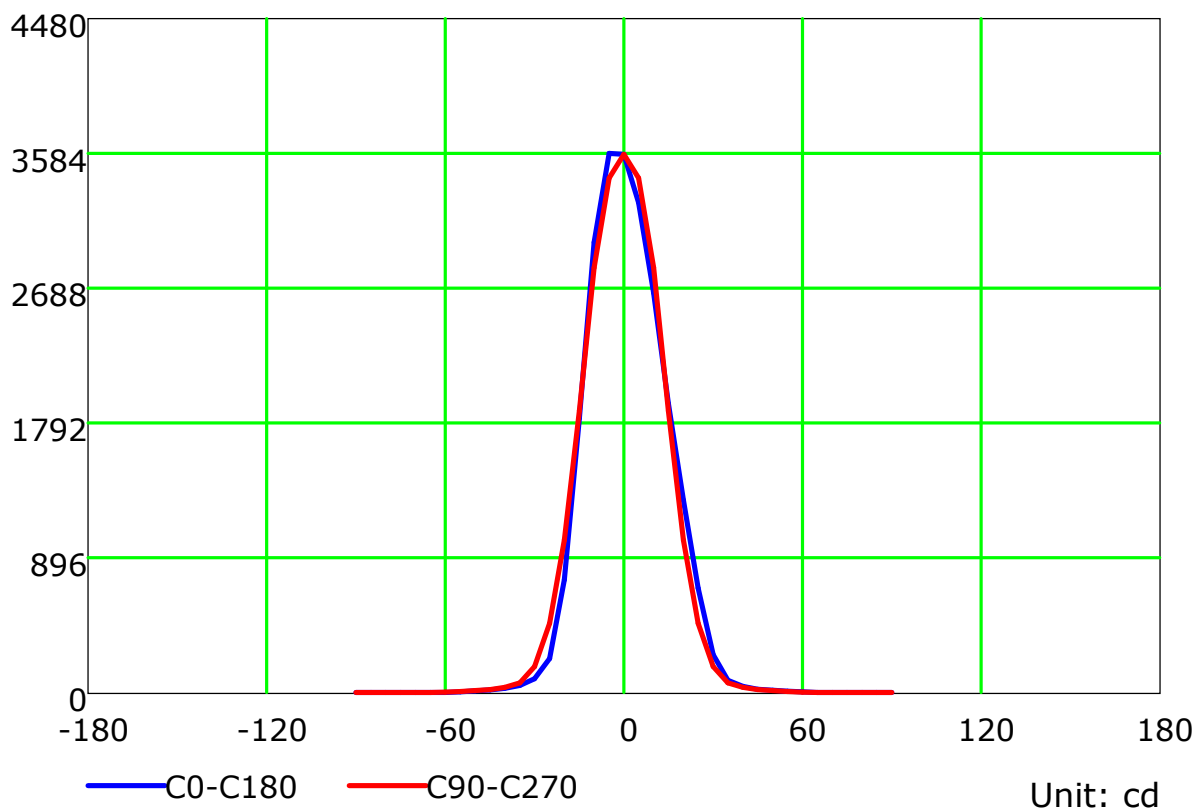
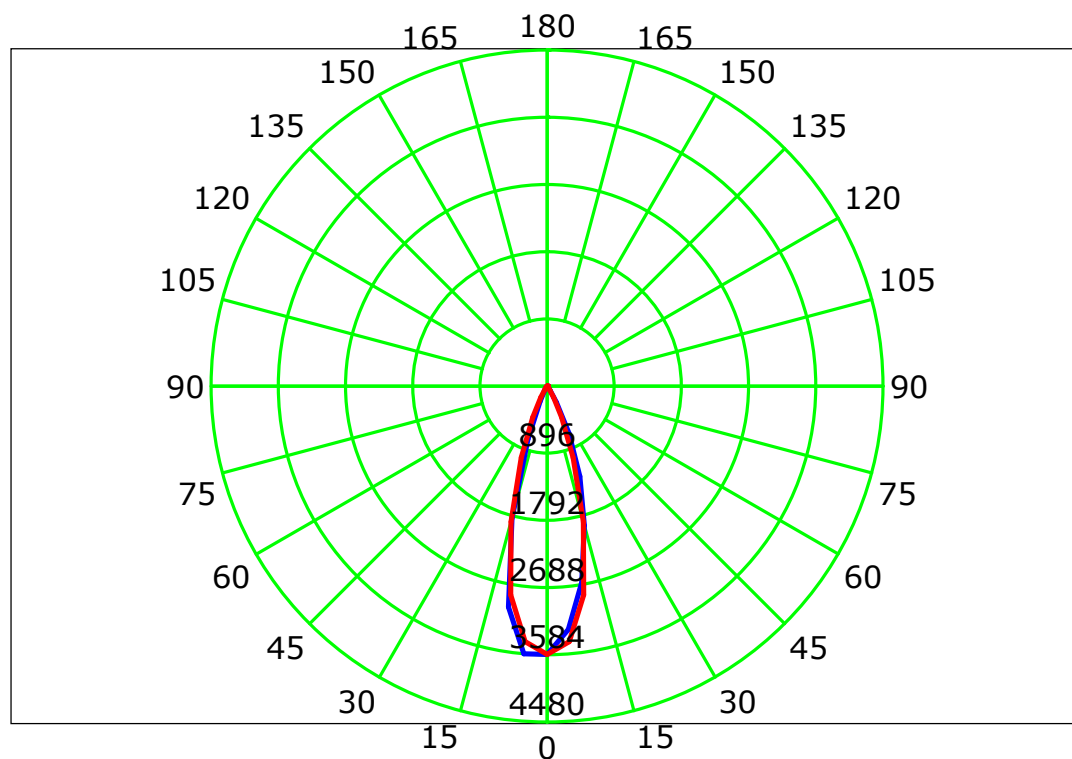
Test Device: CHL-6E

Distance: 3.000 m

Humidity:

Inspector:

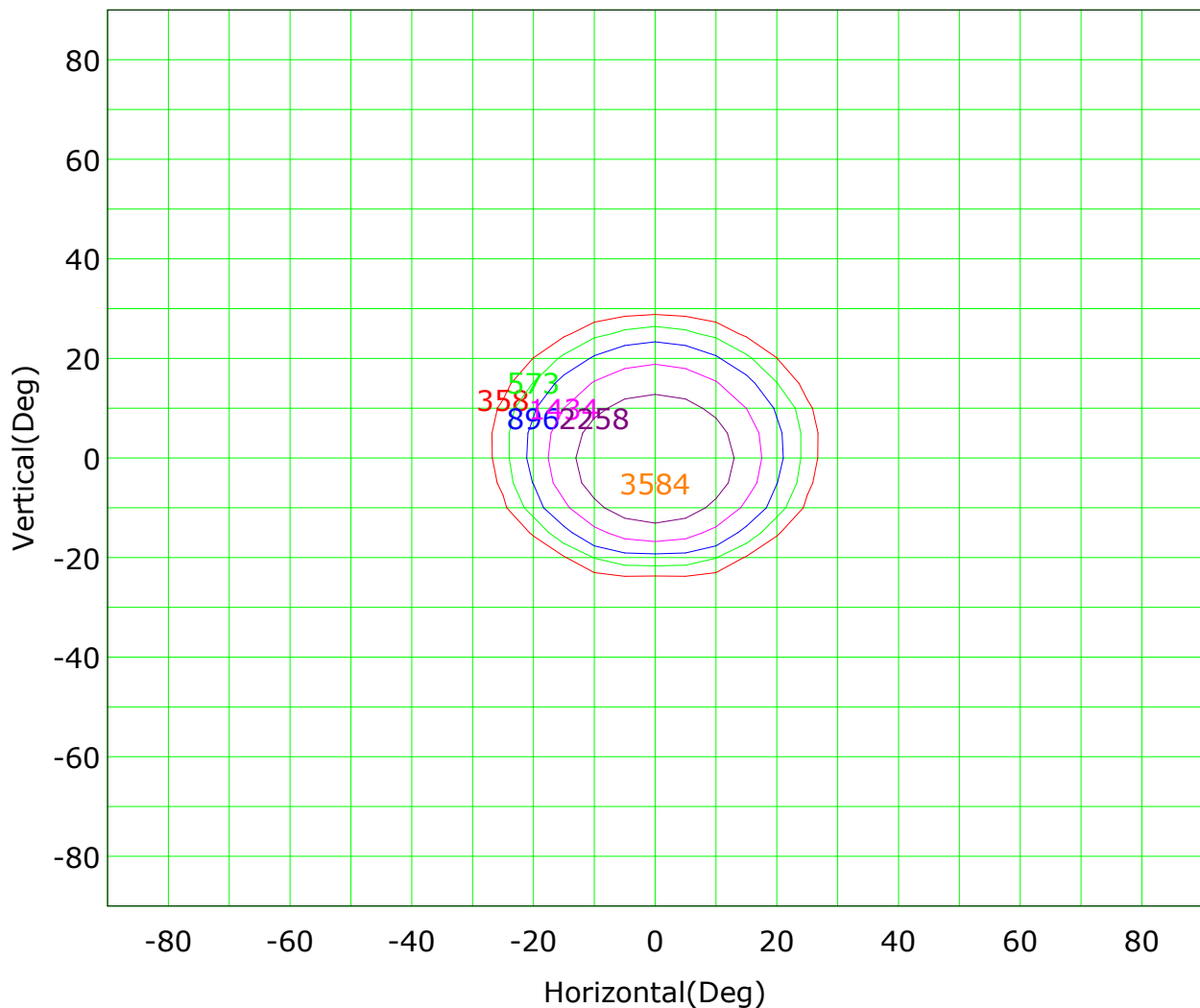
Luminous Intensity Distribution Curve



C Plane (°):0.0-180.0: 180.0
Test Lab:
Test Type: TYPE C
Temperature:
Operator:

Gamma Plane (°):0.0-90.0:5.0
Test Device: CHL-6E
Distance: 3.000 m
Humidity:
Inspector:

Isocandela (rectangle)



Imax (100%): 3584 cd

(10%): 358 cd	(16%): 573 cd
(25%): 896 cd	(40%): 1434 cd
(63%): 2258 cd	(100%): 3584 cd

C Plane (°):0.0-180.0: 180.0

Test Lab:

Test Type: TYPE C

Temperature:

Operator:

Gamma Plane (°):0.0-90.0:5.0

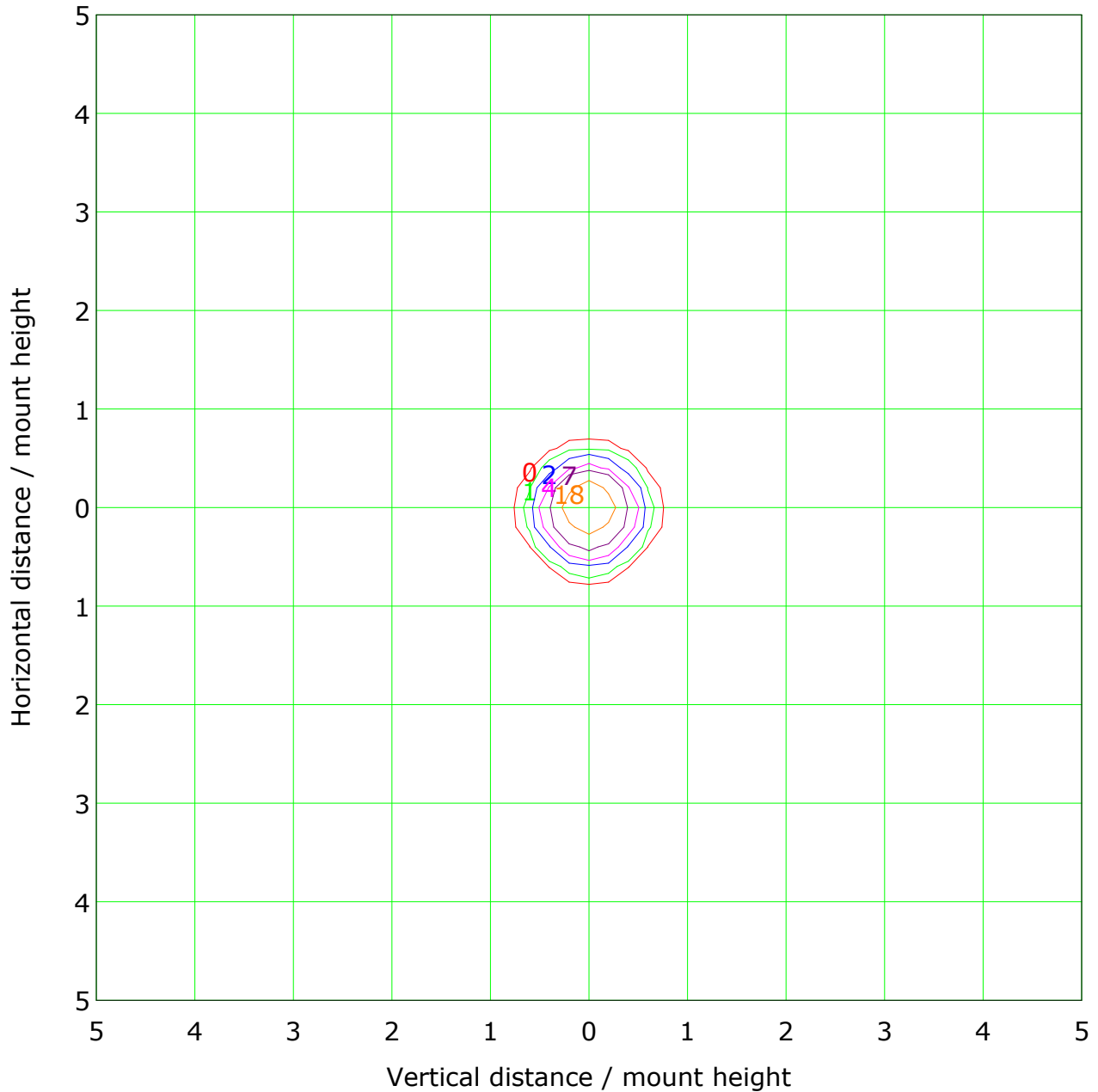
Test Device: CHL-6E

Distance: 3.000 m

Humidity:

Inspector:

IsoLux Plot

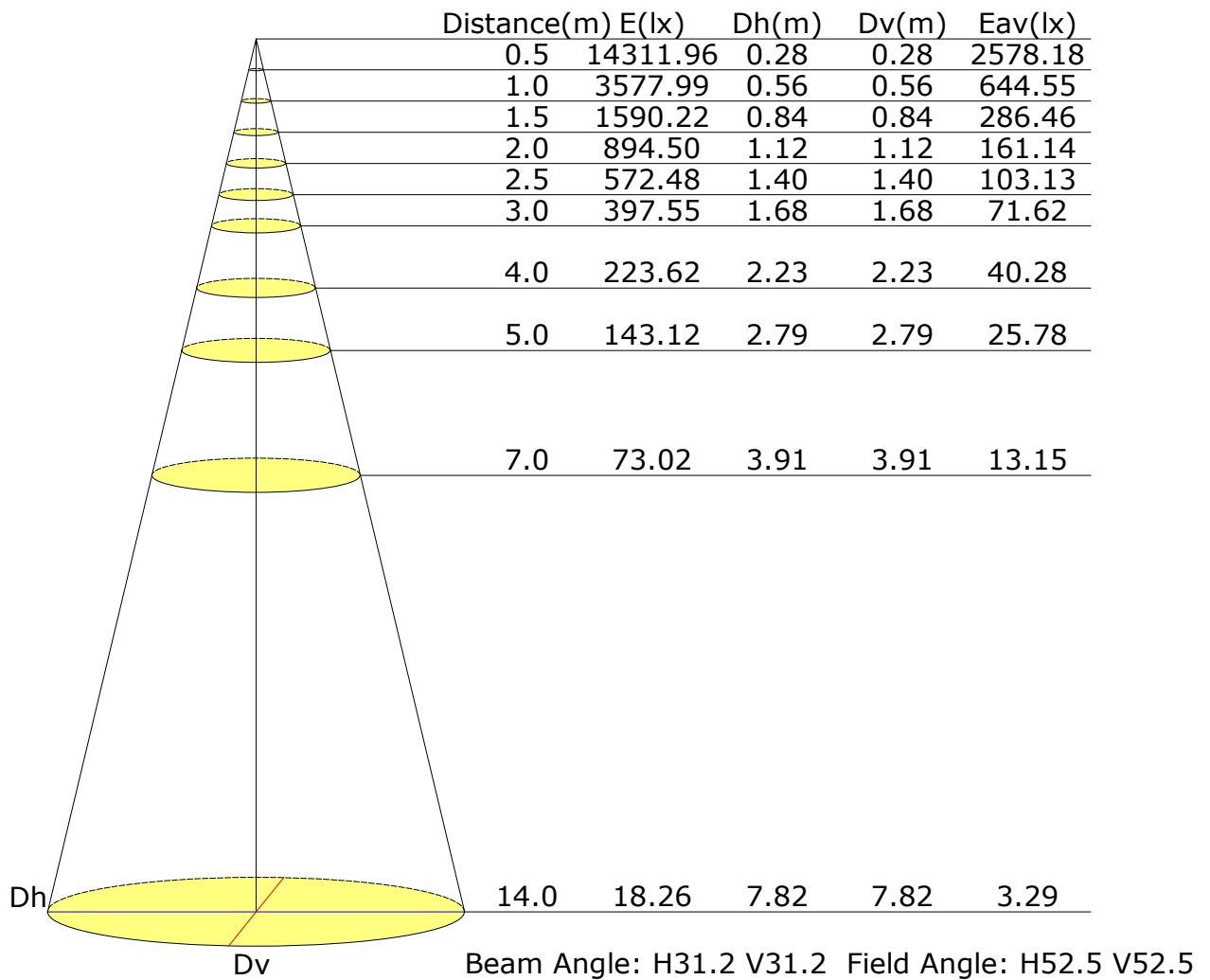


Mounting Height: 10m Max Lux(100%): 36 lx			
— (1%):	0 lx	— (2%):	1 lx
— (5%):	2 lx	— (10%):	4 lx
— (20%):	7 lx	— (50%):	18 lx
— (100%):	36 lx		

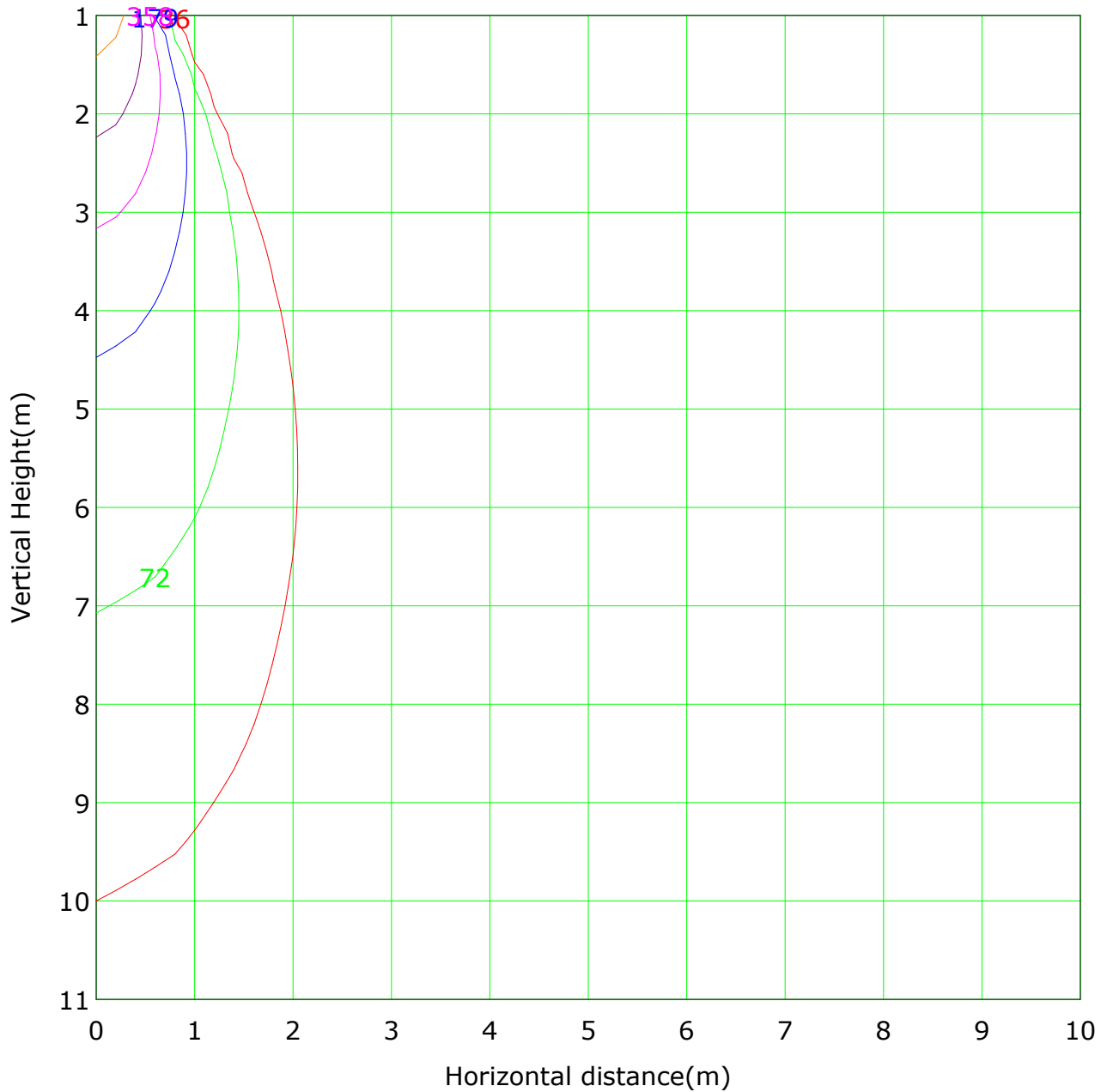
C Plane (°):0.0-180.0: 180.0
Test Lab:
Test Type: TYPE C
Temperature:
Operator:

Gamma Plane (°):0.0-90.0:5.0
Test Device: CHL-6E
Distance: 3.000 m
Humidity:
Inspector:

Illuminance at a Distance



Vertical IsoLux Plot



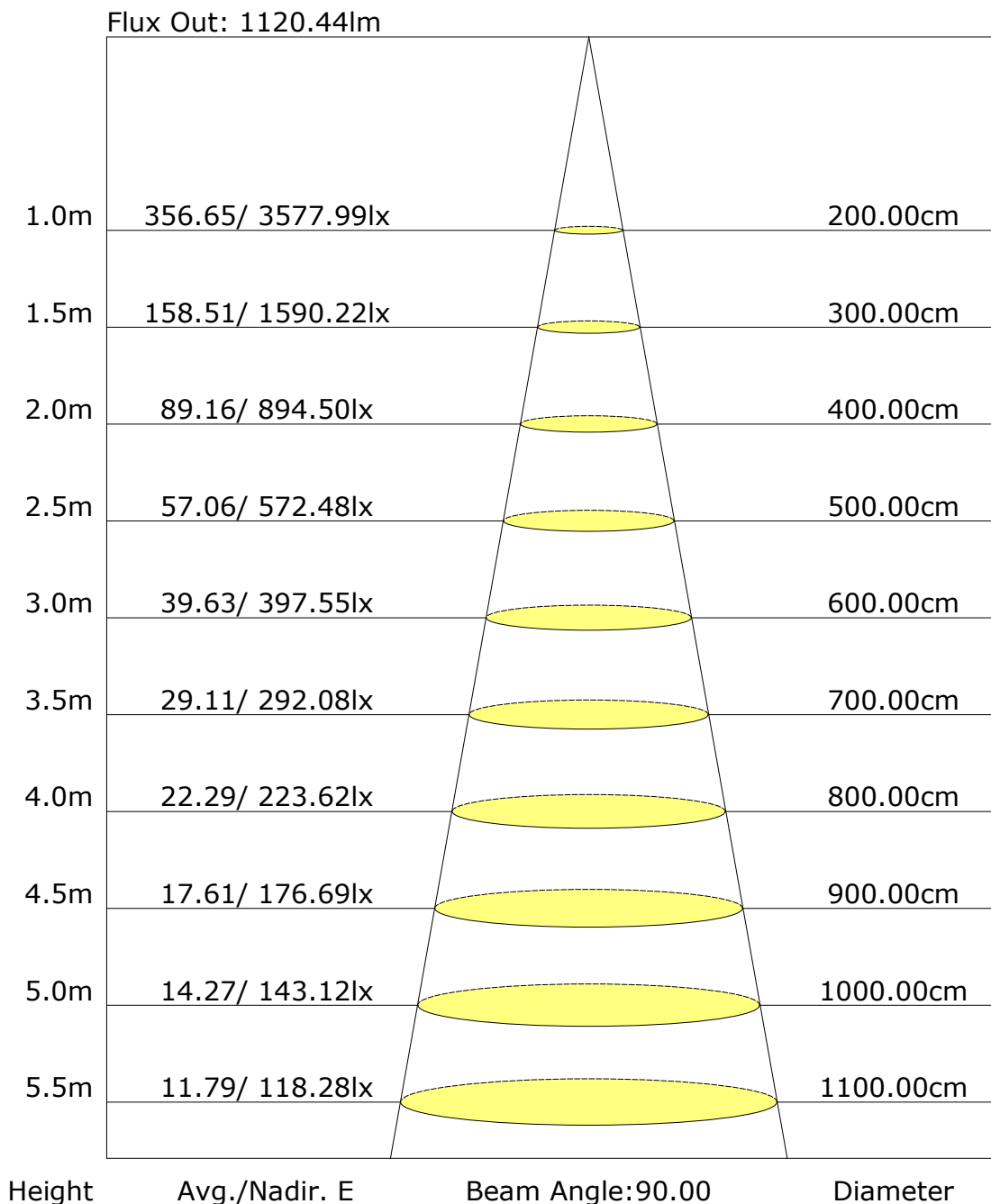
Lowest(m): 1m Highest(m): 11 Max Lux: 3578

(1%): 36 lx	(2%): 72 lx
(5%): 179 lx	(10%): 358 lx
(20%): 716 lx	(50%): 1789 lx
(100%): 3578 lx	

C Plane (°):0.0-180.0: 180.0
Test Lab:
Test Type: TYPE C
Temperature:
Operator:

Gamma Plane (°):0.0-90.0:5.0
Test Device: CHL-6E
Distance: 3.000 m
Humidity:
Inspector:

The average illuminance effective figure



C Plane (°): 0.0-180.0: 180.0
Test Lab:
Test Type: TYPE C
Temperature:
Operator:

Gamma Plane (°): 0.0-90.0: 5.0
Test Device: CHL-6E
Distance: 3.000 m
Humidity:
Inspector:

Zonal Lumen

[illegible]

Inspector:

Candlepower Table

Unit: cd

[illegible]

C Plane (°):0.0-180.0: 180.0

Test Lab:

Test Type: TYPE C

Temperature:

Operator:

Gamma Plane (°):0.0-90.0:5.0

Test Device: CHL-6E

Distance: 3.000 m

Humidity:

Inspector: